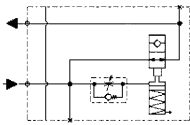


No. 6918-110

Delay valve

For pipeline connection, for the release clamping circuit, max. operating pressure 350 bar, min. operating pressure 35 bar.



CAD

Order no.	Article no.	Setting range *** for the delay [s]	Q max. [l/min]	Filter mesh [µm]	Weight [g]
556993	6918-110	3-7	11,4	25	1700

*** The duration of the delay can vary, depending on the viscosity of the oil in the application. This statement is valid with ISO 32 Oil.

Design:

Valve housing made of steel, interior parts made of stainless steel. The fastening bolts M6x50 (order no. 448456) are not supplied as standard. Oil supply via threaded connection G 1/4.

Application:

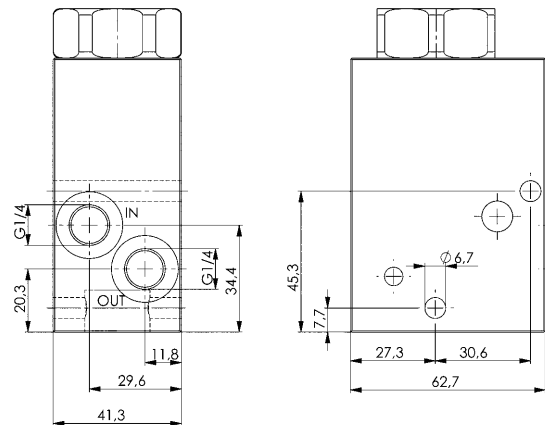
With this valve, unclamping of selected components can be delayed during the release process. The delay can be achieved within a circuit. A parallel circuit with several delay valves is possible.

Features:

In the release process, hydraulic clamping and support elements or workpieces can be protected from overload. The consumers can be selectively controlled through a controlled sequence of the pressure reduction in the clamping circuit.

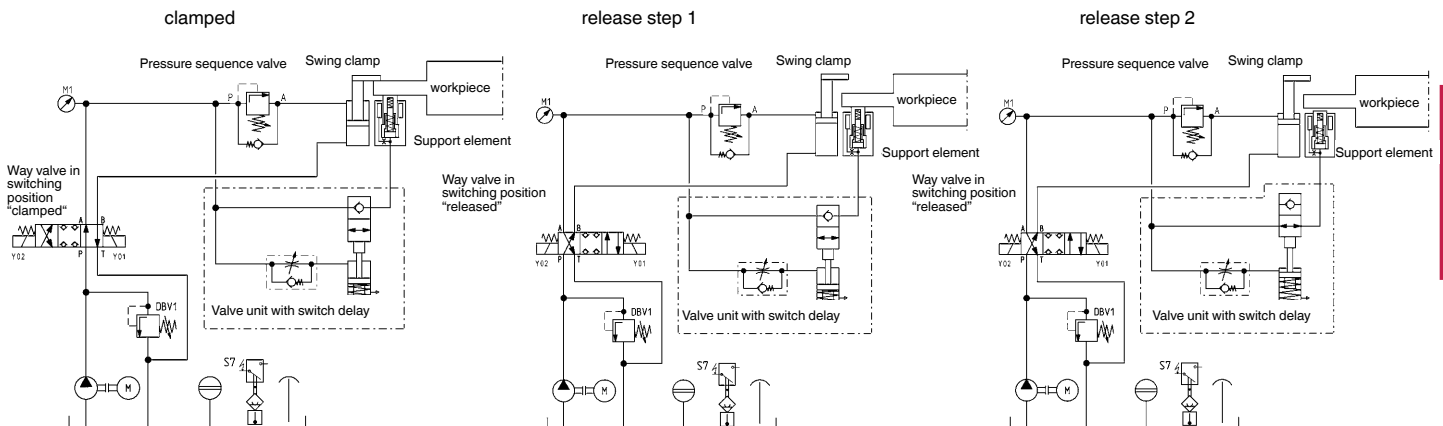
Note:

Observe installation instructions with construction notes for the fixture manufacturer.



Application example:

In this application example, the support element is protected from overload during release by the delay valve during the release procedure of the swing clamp opposite. The delay valve ensures that the pressure at the swing clamp is removed before the pressure on the support element dissipates.



Subject to technical alterations.